



# USING KEYCITE ON WESTLAW

JUNE 2009



THOMSON REUTERS™

Westlaw®

# USING KEYCITE ON WESTLAW

# West Customer Service

---

## **Westlaw Technical and Search Assistance (available 24 hours a day)**

If you have general or technical questions about Westlaw, call West Customer Technical Support at 1-800-WESTLAW (1-800-937-8529) or send an e-mail message to [west.support@thomson.com](mailto:west.support@thomson.com).

If you have search questions about Westlaw, call the West Reference Attorneys at 1-800-REF-ATTY (1-800-733-2889) or send an e-mail message to [west.referenceattorneys@thomson.com](mailto:west.referenceattorneys@thomson.com).

Technical and search assistance is also available online at [help.west.thomson.com](http://help.west.thomson.com).

Law students with general, technical, or search questions about Westlaw can call 1-800-850-WEST (1-800-850-9378).

## **Accessibility Support**

For information on West's accessibility policy, go to [west.thomson.com/accessibility](http://west.thomson.com/accessibility).

## **Billing and Account Assistance**

For billing and account assistance, call 1-800-328-4880.

Billing and account assistance is also available online at [west.thomson.com/support](http://west.thomson.com/support).

## **Westlaw Training**

For information about Web-based training, telephone training, or in-person training, visit [west.thomson.com/westlaw/training](http://west.thomson.com/westlaw/training).

## **Reference Materials**

For free reference materials, visit [west.thomson.com/westlaw/guides](http://west.thomson.com/westlaw/guides). Westlaw and other West products also contain valuable online Help.

## **About This Guide**

In this guide, the graphics and step-by-step instructions are based on accessing Westlaw via the Internet. Because of the evolving nature of Internet technology, there may be recent changes to the Westlaw interface and functionality that are not reflected in this documentation.

Information in this guide is current through May 27, 2009.

Author: Roberta Roban, J.D.

ALR, Am Jur, *Federal Practice and Procedure*, KeyCite, National Reporter System, *United States Code Annotated*, USCA, West Key Number System, Westlaw, and West's are registered trademarks of West Publishing Corporation.

© 2009 Thomson Reuters. All rights reserved.

West  
610 Opperman Drive  
Eagan, MN 55123-1396

Printed in the United States of America

# Contents

---

<b>1 WELCOME TO KEYCITE</b> .....	<b>1</b>
When Should I Use KeyCite .....	1
Why Should I Use KeyCite .....	1
KeyCite Is Comprehensive, Current, Accurate, and Easy to Use .....	2
<b>2 ACCESSING KEYCITE</b> .....	<b>3</b>
<b>3 VIEWING KEYCITE INFORMATION</b> .....	<b>6</b>
Selecting a Page View .....	6
Browsing Documents in KeyCite Results .....	7
<b>4 KEYCITE INFORMATION FOR CASES</b> .....	<b>8</b>
KeyCite Status Flags for Cases .....	8
History of the Case .....	9
Citing References to the Case .....	11
Restricting Citing References to the Case .....	12
KeyCite Citing References for This Headnote .....	20
<b>5 KEYCITE INFORMATION FOR STATUTES</b> .....	<b>22</b>
KeyCite Status Flags for Statutes .....	22
History of the Statute .....	23
Citing References to the Statute .....	25
Restricting Citing References to the Statute .....	26
<b>6 KEYCITE ALERT</b> .....	<b>33</b>
Creating a KeyCite Alert Entry .....	33
Restricting Citing References for Your KeyCite Alert Entry .....	34
Deleting or Modifying a KeyCite Alert Entry .....	36
<b>7 TABLE OF AUTHORITIES</b> .....	<b>37</b>
Accessing the Table of Authorities Service .....	37
Using Table of Authorities Information .....	38



# 1 Welcome to KeyCite

---

KeyCite is the powerful citation research service available exclusively on Westlaw. Use KeyCite at every step of your research to help you find, understand, and update the law.

## When Should I Use KeyCite?

### WHEN BEGINNING YOUR RESEARCH

When you begin your research, use KeyCite to check the status of your case, statute, administrative decision, or regulation. You'll see at a glance whether it's good law on which to base your legal argument.

### WHEN EXPANDING YOUR RESEARCH

Expand your research by using KeyCite to find citing references to your case, statute, administrative decision, or regulation. The KeyCite Citing References for This Headnote feature lets you quickly find sources such as cases and analytical materials that cite your case for a specific point of law.

### WHEN UPDATING YOUR RESEARCH

At the end of your research, use KeyCite to update your work. Then use KeyCite Alert to automatically monitor the status of your cases, statutes, administrative decisions, and regulations and notify you when their KeyCite information changes.

## Why Should I Use KeyCite?

### BECAUSE THE LAW CHANGES

KeyCite tells you whether the law you are relying on in your legal argument has changed. Case history includes direct history, which traces your case through the appeals process and includes both prior and subsequent history, as well as negative citing references. Statute history lists cases affecting the validity of a statute and legislation that has affected or may affect the statute.

### BECAUSE THE LAW'S PRECEDENTIAL VALUE CHANGES

KeyCite tells you how the law you are relying on has been interpreted. Even though your case may be good law, its holding may be affected by subsequent interpretation by the same court or different courts, which can affect its precedential value. Similarly, the validity of your statute may be affected by cases that interpret it or by subsequent legislation.

### BECAUSE YOU NEED TO MAKE SURE YOUR RESEARCH IS THOROUGH

KeyCite is the most thorough citation research service available. As described in detail on the next page, KeyCite covers federal and state cases and statutes; federal regulations and administrative decisions; regulations and administrative decisions from selected states; patents; and analytical materials, including hundreds of law reviews. This comprehensive coverage ensures that your research is thorough and complete.

## KeyCite Is Comprehensive, Current, Accurate, and Easy to Use

### COMPREHENSIVE

KeyCite information is available for federal and state cases, including every case in West's National Reporter System as well as more than 1 million unpublished cases; federal statutes and regulations; statutes from all 50 states; regulations and administrative decisions from selected states; patents issued by the U.S. Patent and Trademark Office;\* *American Law Reports* (ALR) annotations; articles from hundreds of law reviews; and administrative decisions of selected federal agencies, including the following:

- Board of Contract Appeals
- Bureau of Immigration Appeals
- Comptroller General
- Environmental Protection Agency
- Federal Communications Commission
- Internal Revenue Service
- Merit Systems Protection Board
- National Labor Relations Board
- Patent and Trademark Office

KeyCite provides information such as

- direct appellate history of cases and administrative decisions
- negative citing references for cases and administrative decisions
- citations to cases, administrative materials, secondary sources, and briefs and other court documents on Westlaw that have cited a case, statute, administrative decision, or regulation
- complete integration with the West Key Number System so you can track legal issues discussed in a case
- citations to session laws or rules amending or repealing a statute or regulation
- citations to proposed legislation affecting federal or state statutes

In addition, KeyCite provides citing references from numerous texts and treatises, including *American Jurisprudence 2d* (Am Jur 2d), *Couch on Insurance*, *Mertens' Law of Federal Income Taxation*, *Norton Bankruptcy Law and Practice 3d*, publications of The Rutter Group, Witkin's California treatises, and Wright and Miller's *Federal Practice and Procedure*.

### CURRENT

Direct history of a case is added to KeyCite within one to four hours of receipt of the opinion at West. Citing cases are added to KeyCite as soon as they are added to Westlaw. History of a statute is added to KeyCite as soon as the source documents are added to Westlaw.

### ACCURATE

All information added to KeyCite undergoes West's rigorous editorial analysis.

### EASY TO USE

The ability to display the direct history of a case in graphical view and unique graphical elements, such as status flags, depth of treatment stars, and quotation marks, enable you to quickly identify and evaluate information in KeyCite.

\* For information about KeyCite for patents, see the *Intellectual Property Research Guide*, available at [west.thomson.com/westlaw/guides](http://west.thomson.com/westlaw/guides).

## 2 Accessing KeyCite

There are several ways to access information in KeyCite.

- **From the Tabbed Westlaw Page**—At the tabbed Westlaw page (Figure 2-1), type a citation in the *KeyCite this citation* text box and click **Go**.
- **From Any Page**—At the top of any page, click **KeyCite** to display the KeyCite page (Figure 2-2). Then type a citation in the *KeyCite this citation* text box and click **Go**.
- **From a Displayed Document**—While viewing a document in split-page view, click **History** (or **Full History**) or **Citing References** on the Links tab in the left frame (Figure 2-3); in full-page view, click **Links for ...** in the upper-right corner of the page, then click **History** (or **Full History**) or **Citing References** (Figure 2-4).
- **Using a KeyCite Status Flag**—A KeyCite status flag indicates that information for a document is available in KeyCite. Click the flag to display the KeyCite information. (For more information about KeyCite status flags, see pages 8 and 22.)

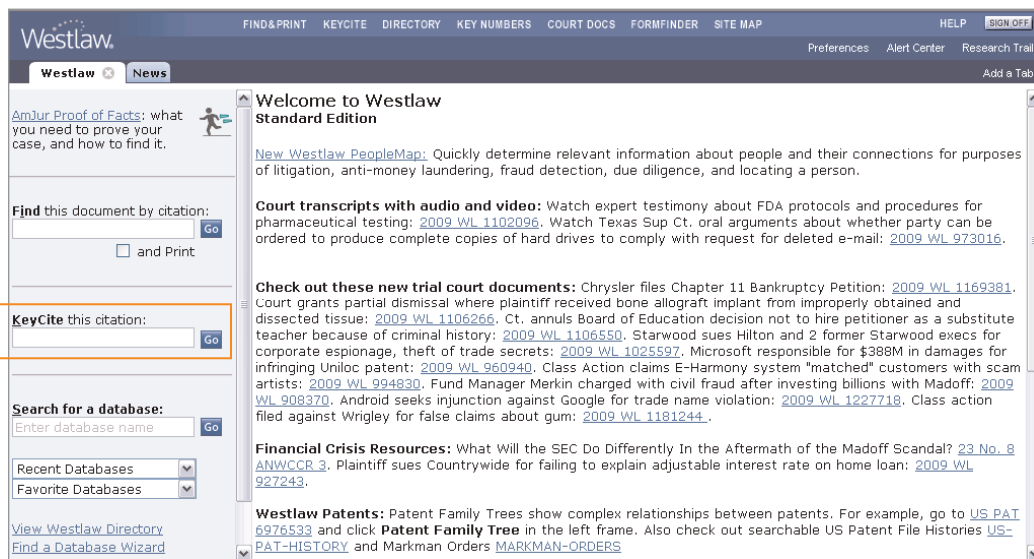


Figure 2-1. Tabbed Westlaw page



## KeyCite Page

In addition to retrieving a KeyCite result at the KeyCite page, you can also click

- the **Scope** icon to view coverage information for KeyCite.
- **Publications List** to view a list of publications and publication abbreviations that can be used in KeyCite.
- **KeyCite Tips** to access the online Help Center for detailed information about using KeyCite.
- **KeyCite Alert** to access KeyCite Alert—the service that helps you stay up-to-date on changes in KeyCite information for a document. (For more information about KeyCite Alert, see page 33.)

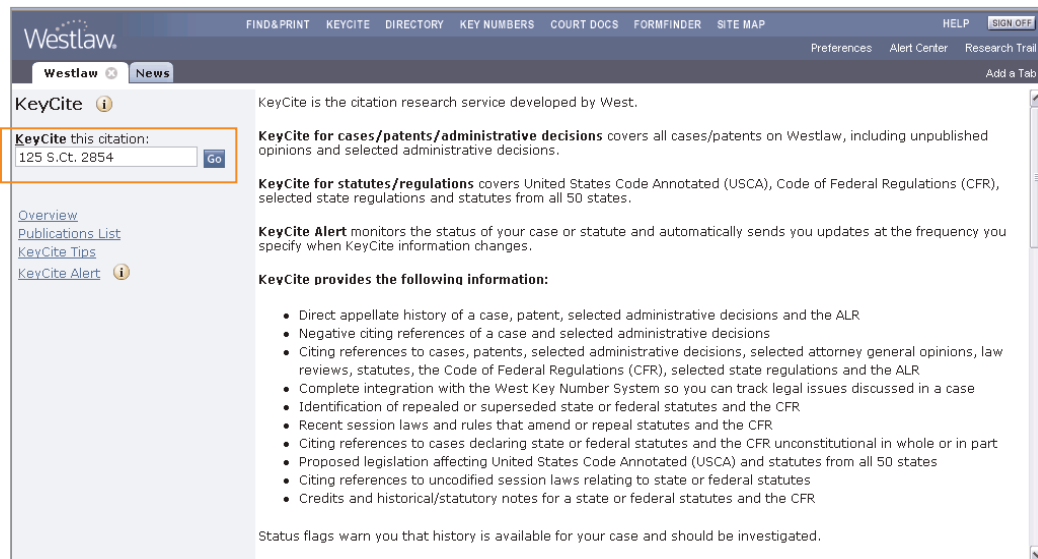


Figure 2-2. KeyCite page

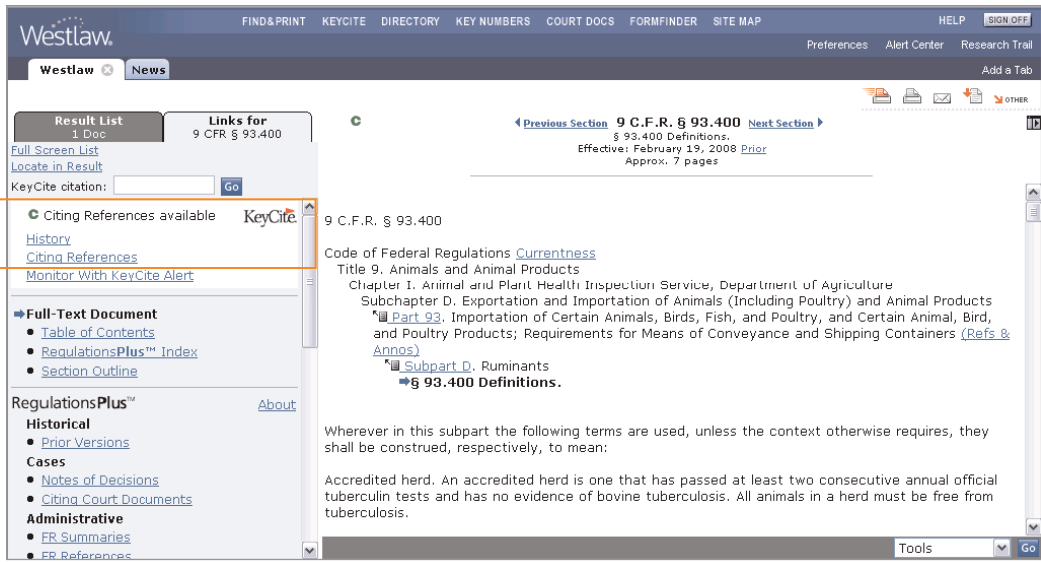


Figure 2-3. Displayed document in split-page view

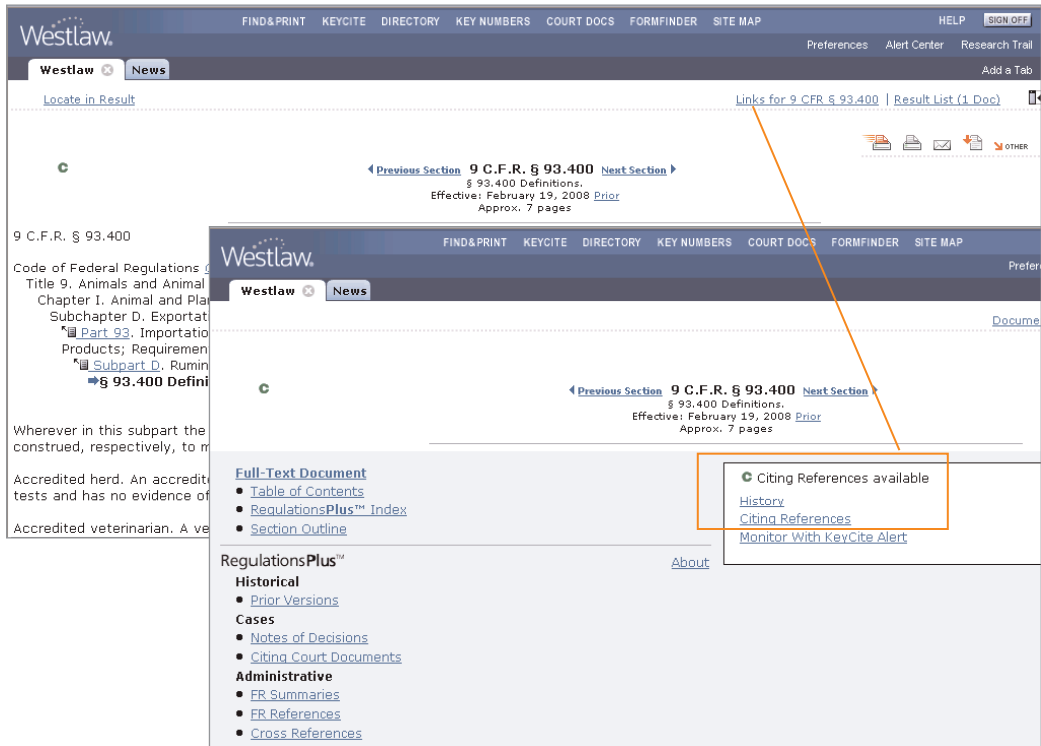


Figure 2-4. Displayed document in full-page view


## 3 Viewing KeyCite Information

When you first access KeyCite, the history of the case, administrative decision, regulation, or statute is displayed. (If you access KeyCite by clicking the green C or the **Citing References** link, a list of citing references is displayed.)

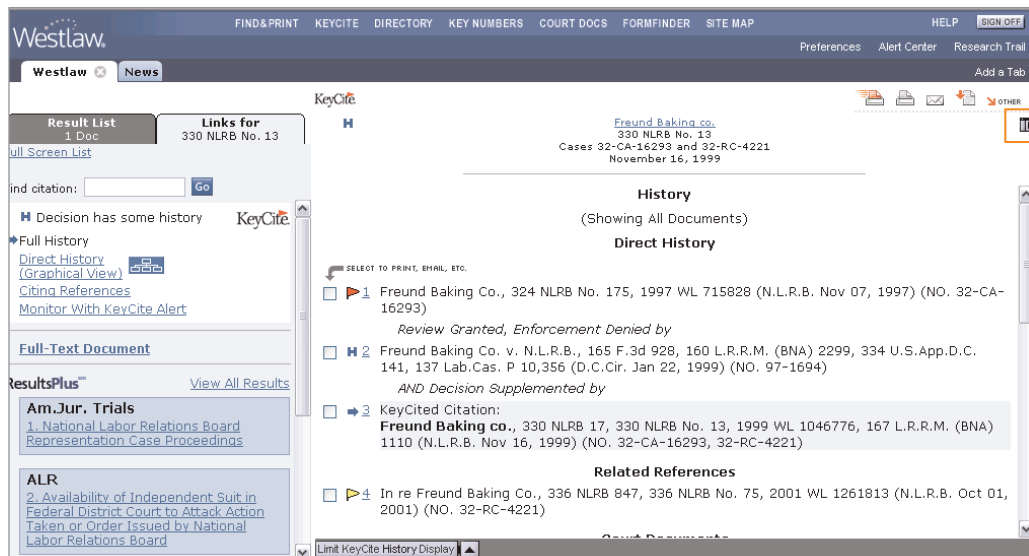
### Selecting a Page View

You can view KeyCite information in split-page or full-page view. Split-page view presents KeyCite information for a document in the right frame. Full-page view presents KeyCite information across the full width of the page, enhancing its online readability.

For example, in Figure 3-1 the history of an administrative decision is displayed in split-page view.

 To view the KeyCite history across the full width of the page (Figure 3-2), click the **Full-Page View** icon in the upper-right corner of the right frame.

 To return to split-page view, click the **Split-Page View** icon in the upper-right corner of the page.



The screenshot displays the Westlaw KeyCite interface in split-page view. The top navigation bar includes links for FIND&PRINT, KEYCITE, DIRECTORY, KEY NUMBERS, COURT DOCS, FORMFINDER, SITE MAP, HELP, and SIGN OFF. The main content area is divided into a left sidebar and a right main frame. The left sidebar contains sections for 'Result List' (1 Doc), 'Links for 330 NLRB No. 13', 'Full-Text Document', and 'ResultsPlus™'. The right main frame shows the 'KeyCite' history for 'Freund Baking Co., 330 NLRB No. 13, Cases 32-CA-16293 and 32-RC-4221, November 16, 1999'. It includes a 'History' section (Showing All Documents) with a 'Direct History' list of three items, a 'KeyCited Citation' section, and a 'Related References' section. A 'Limit KeyCite History Display' control is visible at the bottom of the right frame.

Figure 3-1. KeyCite information in split-page view

## Browsing Documents in KeyCite Results

While viewing a KeyCite result, you can browse the full text of a referenced document by clicking the number preceding the document. For example, if you are viewing the KeyCite result shown in Figure 3-2, click the number 1 to browse the full text of *Freund Baking Co.*, 324 N.L.R.B. No. 175 (Nov. 7, 1997).

The screenshot shows the Westlaw interface for a KeyCite result. At the top, there is a navigation bar with links for FIND&PRINT, KEYCITE, DIRECTORY, KEY NUMBERS, COURT DOCS, FORMFINDER, and SITE MAP. On the right, there are links for HELP, SIGN OFF, Preferences, Alert Center, and Research Trail. Below the navigation bar, there are tabs for Westlaw and News. The main content area displays the KeyCite logo and a Graphical History link. The central focus is the case information for *Freund Baking Co.*, 330 NLRB No. 13, Cases 32-CA-16293 and 32-RC-4221, dated November 16, 1999. Below this, there is a History section (Showing All Documents) and a Direct History section. The Direct History section contains a list of documents with checkboxes and numbers. The first item is *Freund Baking Co.*, 324 NLRB No. 175, 1997 WL 715828 (N.L.R.B. Nov 07, 1997) (NO. 32-CA-16293), with a review granted and enforcement denied. The second item is *Freund Baking Co. v. N.L.R.B.*, 165 F.3d 928, 160 L.R.R.M. (BNA) 2299, 334 U.S.App.D.C. 141, 137 Lab.Cas. P 10,356 (D.C.Cir. Jan 22, 1999) (NO. 97-1694), with an AND Decision Supplemented by. The third item is a KeyCited Citation: *Freund Baking co.*, 330 NLRB 17, 330 NLRB No. 13, 1999 WL 1046776, 167 L.R.R.M. (BNA) 1110 (N.L.R.B. Nov 16, 1999) (NO. 32-CA-16293, 32-RC-4221). Below this, there is a Related References section with one item: *In re Freund Baking Co.*, 336 NLRB 847, 336 NLRB No. 75, 2001 WL 1261813 (N.L.R.B. Oct 01, 2001) (NO. 32-RC-4221).

Figure 3-2. KeyCite information in full-page view

# 4 KeyCite Information for Cases

## KeyCite Status Flags for Cases

A KeyCite status flag (a red or yellow flag, a blue H, or a green C) indicates that information for a case is available in KeyCite.

Figure 4-1 shows a case law document on Westlaw. A KeyCite status flag is displayed in the document header in the right frame and in the white box on the Links tab in the left frame. A KeyCite status flag is also displayed next to the case citation on the Result List tab and in the result list.



A red flag warns that the case is no longer good law for at least one of the points of law it contains.



A yellow flag warns that the case has some negative history but has not been reversed or overruled.



A blue H indicates that the case has some history.



A green C indicates that the case has citing references but no direct history or negative citing references.



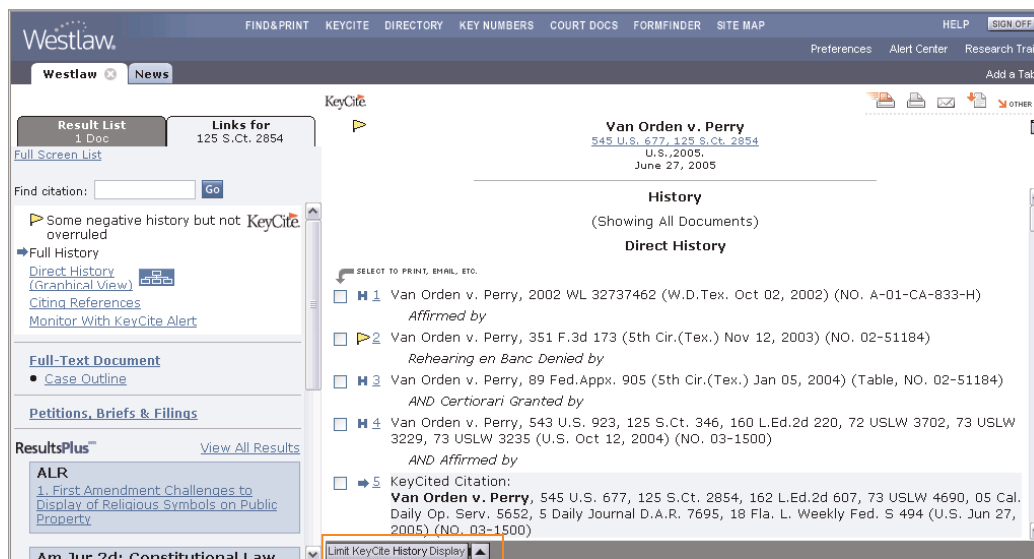
Figure 4-1. Case with a KeyCite status flag

## History of the Case

Case history is divided into the following categories:

- **Direct History** traces your case through the appellate process and includes both prior and subsequent history.
- **Negative Citing References** lists cases outside the direct appellate line that may have a negative impact on the precedential value of your case.
- **Related References** lists cases that involve the same parties and facts as your case, whether or not the legal issues are the same.

Case history also includes links to related court documents, such as briefs, petitions, motions, and transcripts of oral arguments.



The screenshot shows the Westlaw KeyCite interface for the case **Van Orden v. Perry**, 545 U.S. 677, 125 S.Ct. 2854 (U.S., 2005; June 27, 2005). The 'History' section is displayed, showing a list of cases under the heading 'Direct History'. The current case is highlighted in blue. A red box highlights the 'Limit KeyCite History Display' dropdown menu at the bottom of the list.

**Van Orden v. Perry**  
545 U.S. 677, 125 S.Ct. 2854  
U.S., 2005.  
June 27, 2005

**History**  
(Showing All Documents)

**Direct History**

SELECT TO PRINT, EMAIL, ETC.

- H 1** Van Orden v. Perry, 2002 WL 32737462 (W.D.Tex. Oct 02, 2002) (NO. A-01-CA-833-H)  
*Affirmed by*
- P 2** Van Orden v. Perry, 351 F.3d 173 (5th Cir.(Tex.) Nov 12, 2003) (NO. 02-51184)  
*Rehearing en Banc Denied by*
- H 3** Van Orden v. Perry, 89 Fed.Appx. 905 (5th Cir.(Tex.) Jan 05, 2004) (Table, NO. 02-51184)  
*AND Certiorari Granted by*
- H 4** Van Orden v. Perry, 543 U.S. 923, 125 S.Ct. 346, 160 L.Ed.2d 220, 72 USLW 3702, 73 USLW 3229, 73 USLW 3235 (U.S. Oct 12, 2004) (NO. 03-1500)  
*AND Affirmed by*
- H 5** KeyCited Citation:  
**Van Orden v. Perry**, 545 U.S. 677, 125 S.Ct. 2854, 162 L.Ed.2d 607, 73 USLW 4690, 05 Cal. Daily Op. Serv. 5652, 5 Daily Journal D.A.R. 7695, 18 Fla. L. Weekly Fed. S 494 (U.S. Jun 27, 2005) (NO. 03-1500)

Am.Jur.2d: Constitutional Law Limit KeyCite History Display

Figure 4-2. History of the case in text view

### DISPLAYING DIRECT HISTORY IN GRAPHICAL VIEW

While viewing a case or its KeyCite result in text view (Figure 4-2), you can click **Direct History (Graphical View)** on the Links tab to display the direct history of the case in an easy-to-read graphical view (Figure 4-3). The case you are checking in KeyCite is clearly marked, and arrows clarify the route of the case through the courts. Both prior and subsequent history of the case is displayed, with each court decision referenced in a box at the appropriate trial or appellate level.

- Decisions on the merits are referenced in the larger *case* boxes.
- Court orders or rulings on petitions and motions, such as the granting of certiorari or the denial of a rehearing, are referenced in the smaller *procedural* boxes. To enlarge a procedural box so that the case title and citation are displayed, move your pointer over the box.

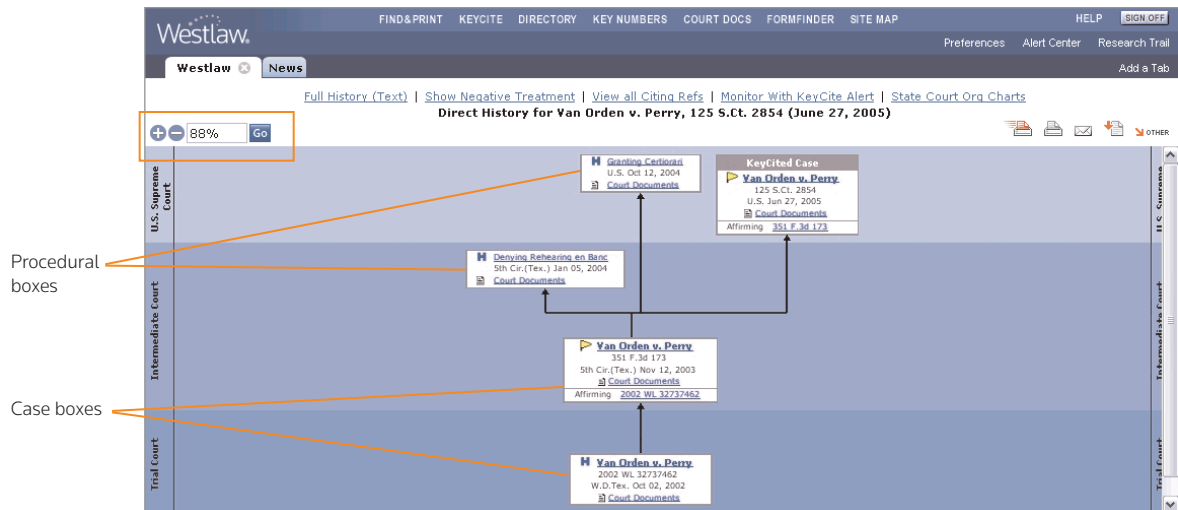


Figure 4-3. Direct history in graphical view

### Viewing documents referenced in the graphical display

The case and procedural boxes provide links to the full text of the decisions, orders, and rulings on Westlaw, as well as to related court documents, such as briefs, petitions, and motions. Simply click the appropriate links to access these documents. For example, if you were viewing the direct history of the case illustrated in Figure 4-3, you could click

- **Granting Certiorari** in the procedural box at the U.S. Supreme Court level to view the full text of the decision granting certiorari
- **Court Documents** in the case box at the U.S. Supreme Court level to display links to briefs, motions, and other court documents related to the Supreme Court case
- **Van Orden v. Perry** in the case box at the trial court level to display the full text of that case

### Changing the size of the graphical display

When you first access the graphical view, the complete direct history is displayed. Depending on the complexity of the direct history, the display may be reduced in size to give you an overview of the complete direct history. You can enlarge the display by clicking the plus (+) symbol or choosing a percentage from the drop-down list in the upper-left corner (shown outlined in Figure 4-3). If the size of the display has been reduced to less than 90 percent, you can enlarge one box at a time by moving your pointer over each box.

### Returning to the full history result

After checking the direct history in graphical view, click **Full History (Text)** at the top of the page to return to the case's full history.

## VIEWING NEGATIVE HISTORY ONLY

If you want to view only the negative history of a case, which includes both negative direct history and negative citing references, do one of the following:

- When you are viewing the full KeyCite history result (Figure 4-2), click **Limit KeyCite History Display** at the bottom of the page and choose **Show Negative Treatment Only** from the menu that is displayed.
- When you are viewing the direct history in graphical view (Figure 4-3), click **Show Negative Treatment** at the top of the page.

To return to the full KeyCite history result, click **Cancel Limits** at the bottom of the page.

## EXCLUDING COURT DOCUMENTS FROM THE HISTORY RESULT

If you want to exclude court documents from the KeyCite history result, click **Limit KeyCite History Display** at the bottom of the page and choose **Exclude Court Documents** from the menu that is displayed.

## Citing References to the Case

To view a list of cases, administrative materials, secondary sources, and briefs and other court documents that cite your case, click **Citing References** on the Links tab in split-page view or **KeyCite Citing References** at the bottom of the KeyCite history result in full-page view. If you are viewing the direct history of a case in graphical view, click **View All Citing Refs** at the top of the page.

The first portion of the KeyCite citing references result (Figure 4-4) lists all negative citing cases, followed by a list of other cases, administrative decisions, secondary sources, and briefs and other court documents citing your case. Citing cases are categorized by the depth of treatment they give your case.

The screenshot displays the Westlaw KeyCite interface for the case **Van Orden v. Perry**, 545 U.S. 677, 125 S.Ct. 2854 (U.S., 2005), dated June 27, 2005. The interface is in split-page view. On the left, a sidebar contains navigation options: **Result List** (1 Doc), **Links for** (125 S.Ct. 2854), **Full Screen List**, **Find citation:** (with a search box and 'Go' button), **Some negative history but not overruled** (with a 'KeyCite' icon), **Full History**, **Direct History (Graphical View)**, **Citing References** (with a 'Monitor With KeyCite Alert' link), **Full-Text Document** (with a 'Case Outline' link), **Petitions, Briefs & Filings**, **ResultsPlus™** (with a 'View All Results' link), and **ALR** (with a link to '1. First Amendment Challenges to Display of Religious Symbols on Public Property'). At the bottom of the sidebar, there is a dropdown menu set to 'Am. Jur.2d: Constitutional Law' and a 'Limit KeyCite Display' button. The main content area shows the case title and citation, followed by a section titled **Citing References** (Showing 800 documents). Below this, there is a sub-section for **Negative Cases (U.S.A.)** with a 'SELECT TO PRINT, EMAIL, ETC.' link. The cases listed are: **Declined to Extend by** (Buono v. Kempthorne, 502 F.3d 1069, 1082+, 07 Cal. Daily Op. Serv. 10,789, 10789+, 2007 Daily Journal D.A.R. 13,890, 13890+ (9th Cir.(Cal.) Sep 06, 2007) (NO. 05-55852) ★★ HN: 2 (S.Ct.)), (Access Fund v. U.S. Dept. of Agriculture, 499 F.3d 1036, 1042+, 07 Cal. Daily Op. Serv. 10,167, 10167+, 2007 Daily Journal D.A.R. 13,064, 13064+ (9th Cir.(Nev.) Aug 27, 2007) (NO. 05-15585) ★★ ★★ HN: 2,4,6 (S.Ct.)), **Distinguished by** (In re Navy Chaplaincy, 534 F.3d 756, 763+, 103 Fair Empl.Prac.Cas. (BNA) 1811, 1811+, 383 U.S.App.D.C. 29, 29+ (D.C.Cir. Aug 01, 2008) (NO. 07-5359) ★★), and (Staley v. Harris County, Tex., 461 F.3d 504, 509+ (5th Cir.(Tex.) Aug 15, 2006) (NO. 04-20567) ★★ ★★ HN: 2,3,6 (S.Ct.)).

Figure 4-4. Citing references to the case in split-page view



## KEYCITE DEPTH OF TREATMENT STARS

KeyCite depth of treatment stars indicate the extent to which a citing case, administrative decision, or brief discusses the cited case.

### ★★★★ Examined

The citing case, administrative decision, or brief contains an extended discussion of the cited case, usually more than a printed page of text.

### ★★★ Discussed

The citing case, administrative decision, or brief contains a substantial discussion of the cited case, usually more than a paragraph but less than a printed page.

### ★★ Cited

The citing case, administrative decision, or brief contains some discussion of the cited case, usually less than a paragraph.

### ★ Mentioned

The citing case, administrative decision, or brief contains a brief reference to the cited case, usually in a string citation.

## KEYCITE QUOTATION MARKS

Quotation marks (") indicate that the citing case, administrative decision, or brief directly quotes the cited case.

## Restricting Citing References to the Case

To restrict the list of citing references, complete these steps:

1. While viewing the KeyCite citing references result, click **Limit KeyCite Display** at the bottom of the page. The KeyCite Limits page is displayed.
2. Click the links in the left frame to restrict the list of citing references by document type, headnote, Locate term, jurisdiction, date, or depth of treatment category.
3. Click **Apply** to display the list of citing references with the restrictions you specify.

To modify your restrictions, click **Edit Limits** at the bottom of the KeyCite citing references result (see Figure 4-8 on page 16).

To cancel your restrictions and display all citing references, click **Cancel Limits** at the bottom of the KeyCite citing references result.

## LIMIT BY DOCUMENT TYPE

From the KeyCite Limits page, you can

- restrict citing references to cases from a jurisdiction's highest court, other courts, or both
- include or exclude citations to ALR annotations, law review articles, Andrews litigation reporters, and other secondary sources
- include or exclude citations to administrative decisions and the *Federal Register*
- include or exclude citations to court documents, such as appellate briefs, trial filings, and jury instructions
- restrict citing references to documents from a specific publication

Click **Document Type** in the left frame of the KeyCite Limits page. A list of document types is displayed in the right frame (Figure 4-5). Clear the check boxes next to the document types that you do not want included in your list of citing references. To restrict the citing references to a specific publication, type the publication abbreviation in the *Publication* text box. When you finish selecting your restrictions, click **Apply** in the left frame.

The screenshot shows the Westlaw KeyCite Limits interface. The top navigation bar includes links for FIND & PRINT, KEYCITE, DIRECTORY, KEY NUMBERS, COURT DOCS, FORMFINDER, SITE MAP, HELP, and SIGN OFF. Below the navigation bar, there are links for Preferences, Alert Center, and Research Trail. The main content area is titled "KeyCite Limits for: 125 S.Ct. 2854". On the left, a sidebar contains navigation options: Document Type (highlighted with an orange box), Headnotes, Locate, Jurisdiction, Date, and Depth of Treatment. Below these options is a section for applying limits, with "Apply" and "Cancel" buttons. The main content area is divided into several sections: "Document Type" (with a sub-section "Cases" containing "Highest court (4)" and "Other courts (72)"), "Secondary sources" (with "ALR annotations (2)", "Law reviews (401)", "KeyRules (0)", "Andrews Litigation Reporters (0)", and "Others (66)"), "Administrative Materials" (with "Administrative Decisions (11)" and "Federal Register (0)"), and "Court Documents" (with "Verdict & Settlement Summaries (0)", "Appellate Petitions, Motions & Filings (31)", "Appellate Briefs (129)", "Joint Appendices (1)", "Oral Arguments (0)", "Trial Pleadings (1)", "Expert Testimony (0)", "Trial Depositions & Discovery (0)", "Trial Motions, Memoranda & Affidavits (71)", "Trial Transcripts (0)", "Trial Filings (1)", "Jury Instructions (0)", "Proposed Orders, Agreements & Settlements (0)", and "Verdicts, Agreements & Settlements (0)"). At the bottom, there is a "Publication" text box with the example "(e.g. S.Ct., F.Supp.)".

Figure 4-5. KeyCite Limits–Document Type page

## LIMIT BY HEADNOTE

Every legal issue in a case published by West is identified and summarized in a headnote. Each headnote is classified under one or more topics and key numbers in the West Key Number System. Each topic and key number represents a particular point of law.

To restrict the list of citing references to those discussing points of law dealt with in specific headnotes from the cited case, click **Headnotes** in the left frame of the KeyCite Limits page. A list of topics and key numbers under which the headnotes from the cited case are classified is displayed in the right frame, followed by the full text of the headnotes (Figure 4-6). Select one or more check boxes preceding the topics and key numbers, then click **Apply**.

The screenshot shows the Westlaw KeyCite Limits interface for case 125 S.Ct. 2854. The top navigation bar includes 'Westlaw', 'FIND & PRINT', 'KEYCITE', 'DIRECTORY', 'KEY NUMBERS', 'COURT DOCS', 'FORMFINDER', 'SITE MAP', 'HELP', and 'SIGN OFF'. The main header area contains 'Westlaw News', 'Preferences', 'Alert Center', 'Research Trail', and 'Add a Tab'. The left sidebar has 'Document Type' and 'Headnotes' (highlighted with an orange box). Below 'Headnotes' are fields for 'Locate', 'Jurisdiction', 'Date', and 'Depth of Treatment', followed by instructions to 'Click one or more limits above to help restrict your citing references.' and 'Apply' and 'Cancel' buttons. The main content area is titled 'Headnote views: 125 S.Ct. 2854' and includes a 'Clear All' link and icons for 'FAX', 'SAVE', and 'MANAGE'. It displays a list of topics and key numbers with checkboxes: 'CONSTITUTIONAL LAW (462)' with sub-items [1] Advancement, endorsement, or sponsorship of religion; favoring or pre... (1298 (7)), [2] Ten Commandments (1381 (272)), [3] Ten Commandments (1381 (120)), [4] Ten Commandments (1381 (212)), [5] In general (1295 (22)), and [6] Ten Commandments (1381 (246)); and 'STATES (349)' with sub-items [3] Control and regulation of public buildings and places (88 (120)), [4] Control and regulation of public buildings and places (88 (212)), and [6] Control and regulation of public buildings and places (88 (246)). Below the list is the text 'Headnotes in 125 S.Ct. 2854' and a preview of the selected headnote [1] 92 CONSTITUTIONAL LAW 92XIII Freedom of Religion and Conscience 92XIII(A) In General 92k1294 Establishment of Religion 92k1298 k. Advancement, endorsement, or sponsorship of religion; favoring or preferring religion.

Figure 4-6. KeyCite Limits–Headnotes page

## LIMIT BY LOCATE

KeyCite Locate enables you to search the text of citing references and restrict your KeyCite result to those documents that contain specific terms.

To access KeyCite Locate, click **Locate** in the left frame of the KeyCite Limits page (Figure 4-7).

After accessing KeyCite Locate, follow these steps:

1. Type your Locate terms in the *Locate* text box as you would a Terms and Connectors query.
2. If you want the Locate terms to appear in the same paragraph as the cited reference, select the check box below the *Locate* text box.
3. Click **Apply** to search the text of citing references.

Your list of citing references is restricted to documents that contain your Locate terms (Figure 4-8). To view the full text of a document, click the number preceding its citation. Your Locate terms are highlighted in the text of the citing document.

The screenshot displays the Westlaw KeyCite Limits interface. The top navigation bar includes links for FIND&PRINT, KEYCITE, DIRECTORY, KEY NUMBERS, COURT DOCS, FORMFINDER, and SITE MAP. The main content area is titled 'KeyCite Limits for: 125 S.Ct. 2854'. On the left sidebar, the 'Locate' option is highlighted with an orange box. The main panel shows the 'Locate' feature description, a 'Terms and Connectors' section with a text input field containing 'establishment /3 clause', and a checkbox for 'Look for terms in the same paragraph as the cited reference'. A note at the bottom of the main panel states: 'Note: KeyCite Locate works for KeyCite results of less than 2000 documents.' The 'Apply' and 'Cancel' buttons are visible at the bottom of the main panel.

Figure 4-7. KeyCite Limits–Locate page

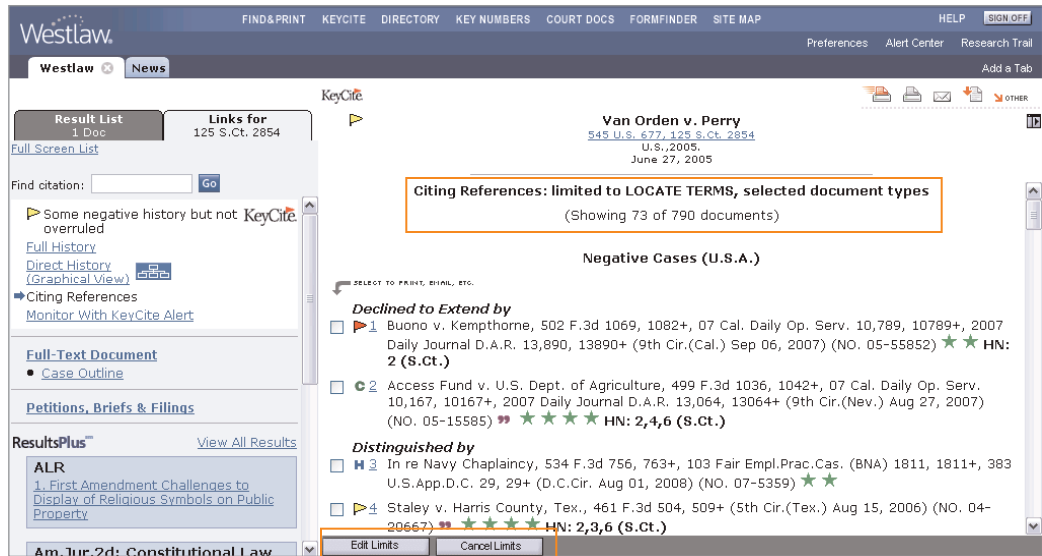


Figure 4-8. List of citing references restricted to documents containing Locate terms

**Note** KeyCite Locate is available only for KeyCite results containing fewer than 2,000 citing references. If the number of citing references in a KeyCite result exceeds 2,000, select other restrictions in addition to Locate to reduce the number of citing references in the result.

## LIMIT BY JURISDICTION

To limit citing cases by jurisdiction, follow these steps:

1. Click **Jurisdiction** in the left frame of the KeyCite Limits page. A list of jurisdictions that have issued cases citing your case is displayed in the right frame (Figure 4-9). Citation counts, enclosed in parentheses following a jurisdiction, show the number of cases from that jurisdiction that cite your case.
2. Select the check boxes for the jurisdictions relevant to you.
3. Click **Apply** in the left frame.

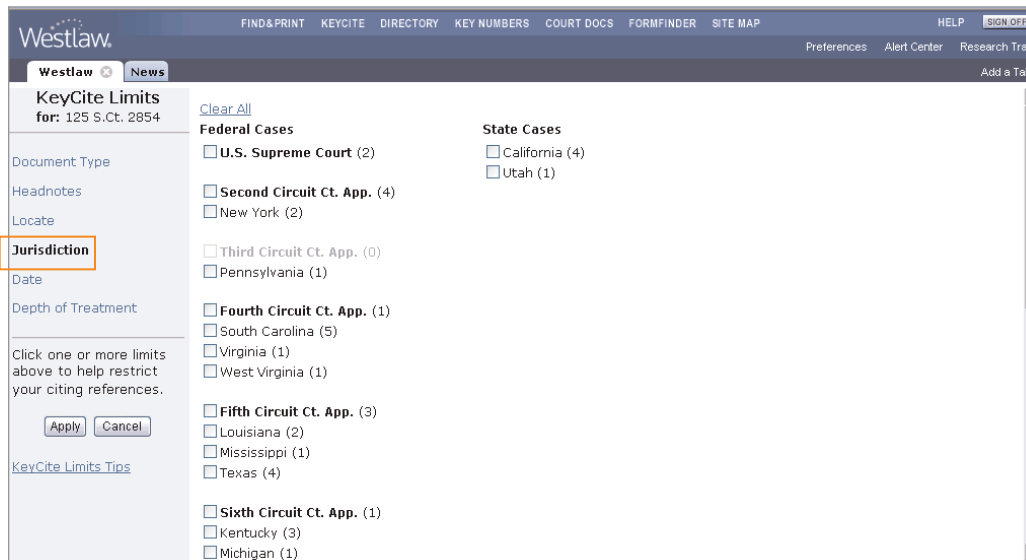


Figure 4-9. KeyCite Limits–Jurisdiction page

## LIMIT BY DATE

You can restrict citing references to documents issued during a specific time period or before or after a given date or to documents added to Westlaw during a specific time period or after a given date.

Click **Date** in the left frame of the KeyCite Limits page. A number of drop-down lists and text boxes are displayed in the right frame (Figure 4-10).

- To restrict the citing references by the decision date or publication date, select **Date of Document** in the right frame; then choose a restriction from the drop-down list, or enter your date restriction in the *After* and *Before* text boxes by typing the dates or selecting them from the calendar. To display the calendar, click the **Calendar** icon.
- To restrict the citing references by the date they were added to Westlaw, select **Date added after**; then choose a restriction from the drop-down list, or enter your date restriction in the *Specific* text box by typing the date or selecting it from the calendar.

When you finish making your selections, click **Apply** in the left frame.

The screenshot shows the Westlaw KeyCite Limits interface. The top navigation bar includes links for FIND & PRINT, KEYCITE, DIRECTORY, KEY NUMBERS, COURT DOCS, FORMFINDER, and SITE MAP. The main content area is titled 'KeyCite Limits for: 125 S.Ct. 2854'. On the left, a sidebar lists various limit categories: Document Type, Headnotes, Locate, Jurisdiction, **Date** (highlighted with an orange box), and Depth of Treatment. The 'Date' section is expanded, showing two radio button options: 'Date of Document' (selected) and 'Date added after'. Under 'Date of Document', there is a dropdown menu set to 'Unrestricted', followed by 'OR', and two date input fields labeled 'After:' and 'Before:'. Under 'Date added after', there is a dropdown menu set to 'Unrestricted', followed by 'OR', and a 'Specific:' date input field with a note '(must be after 7/1/1997)'. A tip box on the right states: 'Tip: Select a date from the drop-down list to restrict the citing references by the date they were added to Westlaw. This limit is useful for updating previous research.' At the bottom left, there are 'Apply' and 'Cancel' buttons, and a link for 'KeyCite Limits Tips'.

Figure 4-10. KeyCite Limits–Date page

## LIMIT BY DEPTH OF TREATMENT

You can restrict citing cases to one or more depth of treatment categories. Click **Depth of Treatment** in the left frame of the KeyCite Limits page. The depth of treatment categories are displayed in the right frame (Figure 4-11). Clear the check boxes next to the depth of treatment categories that you do not want included in your list of citing references, then click **Apply**.

The screenshot shows the Westlaw interface for KeyCite Limits. The top navigation bar includes links for FIND&PRINT, KEYCITE, DIRECTORY, KEY NUMBERS, COURT DOCS, FORMFINDER, and SITE MAP. The user is logged in, with options for HELP and SIGN OFF. The page title is "KeyCite Limits for: 125 S.Ct. 2854". On the left, a sidebar contains filters for Document Type, Headnotes, Locate, Jurisdiction, Date, and Depth of Treatment (which is highlighted with an orange box). Below the filters, instructions state: "Click one or more limits above to help restrict your citing references." and buttons for "Apply" and "Cancel". The main content area displays four categories, each with a checked checkbox, a star rating, and a description:

<input checked="" type="checkbox"/> ★★★★★	<b>Examined</b>	The citing case contains an extended discussion of the cited case, usually more than a printed page of text.
<input checked="" type="checkbox"/> ★★★	<b>Discussed</b>	The citing case contains a substantial discussion of the cited case, usually more than a paragraph but less than a printed page.
<input checked="" type="checkbox"/> ★★	<b>Cited</b>	The citing case contains some discussion of the cited case, usually less than a paragraph.
<input checked="" type="checkbox"/> ★	<b>Mentioned</b>	The citing case contains a brief reference to the cited case, usually in a string citation.

At the bottom left of the main content area, there is a link for "KeyCite Limits Tips".

Figure 4-11. KeyCite Limits–Depth of Treatment page



## KeyCite Citing References for This Headnote

The KeyCite Citing References for This Headnote feature makes it easy for you to focus or expand your research by allowing you to move directly from a displayed case to its KeyCite result, limited to citing references that discuss legal issues similar to the one summarized in a particular headnote.

From a displayed case, follow these steps:

1. Click the **KeyCite Citing References for this Headnote** link or icon in a headnote classification hierarchy in the case (Figure 4-12). A list of the types of citing references available in KeyCite is displayed (Figure 4-13). Each type of citing reference is followed by a number that indicates how many documents of that type cite the case for the legal issue summarized in the headnote.
2. Click the plus (+) and minus (-) symbols to browse the list.
3. Select the check boxes next to the types of citing references you want to view. When you finish making your selections, click **Go**. The citing references are displayed in the right frame (Figure 4-14).

To display the complete list of citing references, click **Cancel Limits** at the bottom of the page.



Figure 4-12. KeyCite Citing References for this Headnote link and icon

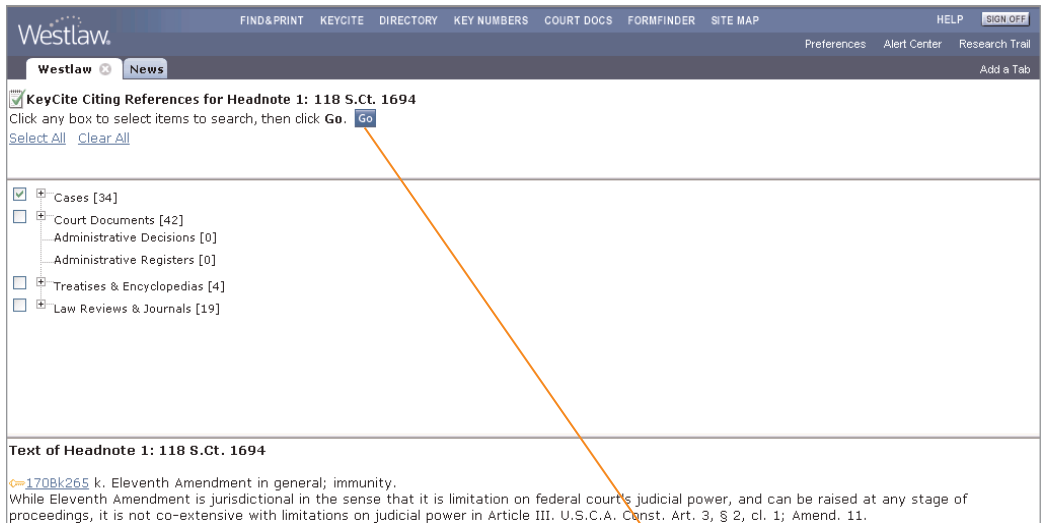


Figure 4-13. List of the types of citing references

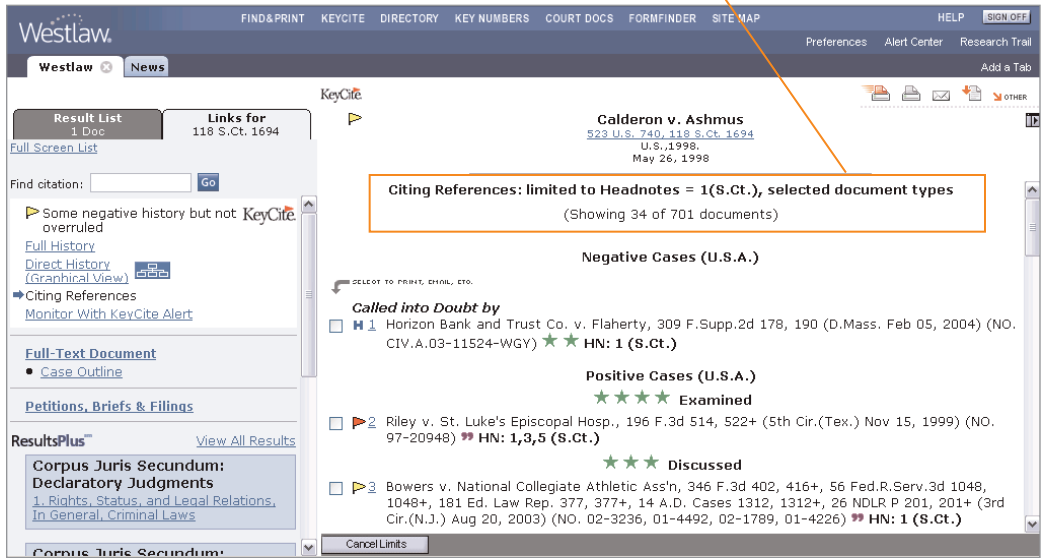


Figure 4-14. Citing references retrieved using KeyCite Citing References for This Headnote

# 5 KeyCite Information for Statutes

---

## KeyCite Status Flags for Statutes

A KeyCite status flag (a red or yellow flag or a green C) displayed in a statute indicates that KeyCite information is available for the statute. A KeyCite status flag is displayed in the document header in the right frame and in the white box on the Links tab in the left frame (Figure 5-1). Up to three KeyCite flags may be displayed on the Links tab. A KeyCite status flag is also displayed next to the statute citation on the Result List tab and in the result list.



A red flag indicates that

- the statute has been amended by a recent session law, repealed, or superseded
- a court has ruled that the statute is unconstitutional or preempted in whole or in part or is unconstitutional as applied
- a court has recognized that the statute has been repealed by implication, ruled unconstitutional, or preempted



A yellow flag indicates that

- the statute has been renumbered or transferred by a recent session law
- an uncodified session law or proposed legislation affecting the statute is available (statutes merely referenced, i.e., mentioned, are not marked with a yellow flag)
- a court has ruled that the statute is limited on constitutional or preemption grounds or is of questionable validity
- negative treatment of the statute was reconsidered
- a prior version of the statute was held unconstitutional, preempted, or unconstitutional as applied; recognized as repealed by implication, as unconstitutional, or as preempted; limited on constitutional or preemption grounds; or of questionable validity



A green C indicates that the statute has citing references.

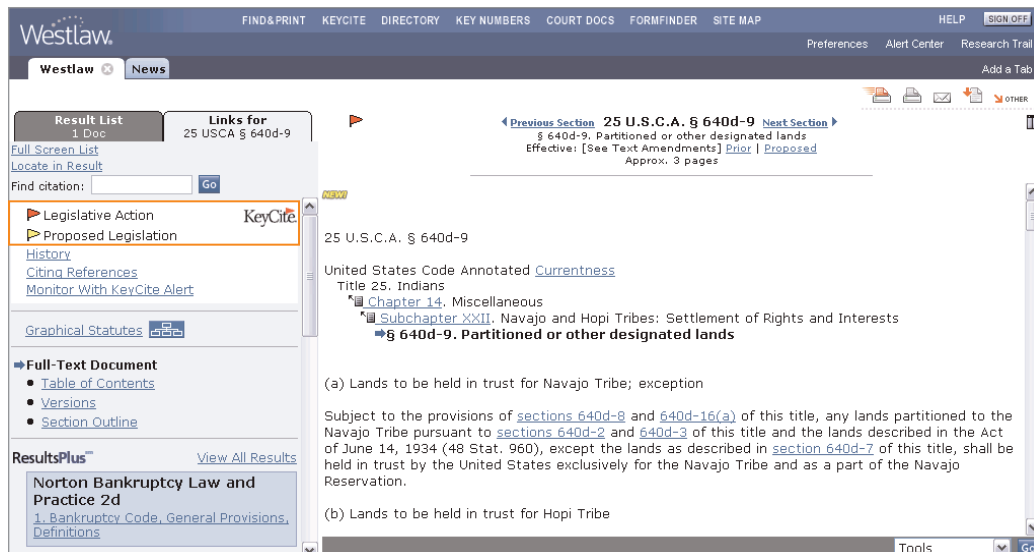


Figure 5-1. Statute document with KeyCite status flags

## History of the Statute

Statute history lists cases affecting the validity of the statute plus legislative materials related to the statute. These materials are divided into the following categories:

- **Updating Documents** lists citations to recent session laws that have amended or repealed the section.
- **Proposed Legislation** lists citations to proposed bills that reference the section.
- **Bill Drafts** lists all drafts of bills proposed before the section was enacted into law.
- **Reports and Related Materials** lists reports, journals, *Congressional Record* documents, presidential or executive messages, and testimony relevant to the section. Also lists voting records for New York statutes.
- **Credits** lists in chronological order citations to session laws that have enacted, amended, or renumbered the section.
- **Historical and Statutory Notes** describes the legislative changes affecting the section.

Figure 5-2 shows KeyCite history information in full-page view.

Westlaw

FIND & PRINT KEYCITE DIRECTORY KEY NUMBERS COURT DOCS FORMFINDER SITE MAP HELP SIGN ON

Preferences Alert Center Research Tr Add a Tr

Westlaw News

Document Text | Links for 25 USCA § 640d-9 | Result List (1 Doc)

KeyCite

Graphical Statutes

25 U.S.C.A. § 640d-9  
§ 640d-9. Partitioned or other designated lands  
Effective: [See Text Amendments]

25 U.S.C.A. § 640d-9

To view the full text of this section, click on the following citation: [25 USCA § 640d-9](#)

**Updating Documents**

- 1 Amended by PL 111-18, May 8, 2009, 123 Stat 1611.

**Proposed Legislation**

- 1 2009 CONG US HR 1762, 111th CONGRESS, 1st Session (Mar 26, 2009), Introduced in House, PROPOSED ACTION: Repealed in part.

**Bill Drafts**

- 1 2009 CONG US S 39, 111th CONGRESS, 1st Session, (Apr 22, 2009), Enrolled Bill, ACTION: Repealed. Updating Legislation: **PL 111-18, May 8, 2009, 123 Stat 1611**
- 2 2009 CONG US S 39, 111th CONGRESS, 1st Session, (Mar 16, 2009), Referred in House, ACTION: Repealed. Updating Legislation: **PL 111-18, May 8, 2009, 123 Stat 1611**
- 3 2009 CONG US S 39, 111th CONGRESS, 1st Session, (Jan 06, 2009), Introduced in Senate, ACTION: Repealed. Updating Legislation: **PL 111-18, May 8, 2009, 123 Stat 1611**

**Reports and Related Materials**

[Pub.L. 100-666](#)

**Congressional Record**

MESSAGES FROM THE HOUSE RECEIVED SUBSEQUENT SINE DIE ADJOURNMENT, [134 Cong.Rec. S17347-02](#), November 10, 1988

ENROLLED BILLS PRESENTED, [134 Cong.Rec. S17350-01](#), November 10, 1988

PRESIDENTIAL APPROVALS, [134 Cong.Rec. S17351-01](#), November 10, 1988

SENATE ENROLLED BILLS AND JOINT RESOLUTIONS SIGNED AFTER SINE DIE ADJOURNMENT, [134 Cong.Rec. H11285-01](#), November 10, 1988

ARIZONA-IDAHO CONSERVATION ACT OF 1988, [134 Cong.Rec. H10542-01](#), October 20, 1988

THE 100TH CONGRESS-A CONGRESS OF ACHIEVEMENT, [134 Cong.Rec. S16450-01](#), October 18, 1988

MESSAGE FROM THE SENATE, [134 Cong.Rec. H10305-06](#), October 18, 1988

.....

CREDIT(S)

([Pub.L. 93-531](#), § 10, Dec. 22, 1974, 88 Stat. 1716; [Pub.L. 96-305](#), § 3, July 8, 1980, 94 Stat. 929; [Pub.L. 100-666](#), § 6, Nov. 16, 1988, 102 Stat. 3932.)

HISTORICAL AND STATUTORY NOTES

References in Text

The Act of June 14, 1934 (48 Stat. 960), referred to in subsec. (a), is Act June 14, 1934, c. 521, 48 Stat. 960, which is not classified to this Code.

Amendments

1988 Amendments. Subsec. (f)(1). [Pub.L. 100-666](#), § 6(1), designated existing provisions as par. (1).

Subsec. (f)(2), (3). [Pub.L. 100-666](#), § 6(2), added pars. (2) and (3).

Figure 5-2. History of the statute in full-page view

## Citing References to the Statute

To view a list of documents that cite the statute, click **Citing References** on the Links tab in split-page view, or click **KeyCite Citing References** at the bottom of the KeyCite history result in full-page view.

Figure 5-3 shows KeyCite citing references in full-page view.

Documents citing the statute are listed in the following order: cases that have affected the validity of a section, cases from *United States Code Annotated* (USCA) and state statute notes of decisions, cases on Westlaw that do not appear in notes of decisions, administrative decisions, *Federal Register* documents, secondary sources, briefs and other court documents, statutes and court rules, and administrative codes. If the list of citing references is long, it will be divided into parts.

The screenshot shows the Westlaw KeyCite interface. At the top, there is a navigation bar with options like 'FIND & PRINT', 'KEYCITE', 'DIRECTORY', 'KEY NUMBERS', 'COURT DOCS', 'FORMFINDER', 'SITE MAP', 'HELP', and 'SIGN ON'. Below this is a secondary bar with 'Westlaw' and 'News' buttons. The main content area displays the statute '25 U.S.C.A. § 640d-9' and a 'Citing References' section. The references are organized into several categories: Citations From U.S.C.A. (U.S.A.), Citing Cases (U.S.A.), Administrative Decisions (U.S.A.), Registers (U.S.A.), Secondary Sources (U.S.A.), and Court Documents. Each category contains a list of documents with checkboxes and brief descriptions.

Westlaw

FIND & PRINT KEYCITE DIRECTORY KEY NUMBERS COURT DOCS FORMFINDER SITE MAP HELP SIGN ON

Westlaw News

Document Text | Links for 25 USCA § 640d-9 | Result List (1 Doc)

KeyCite

Graphical Statutes

25 U.S.C.A. § 640d-9  
§ 640d-9. Partitioned or other designated lands  
Effective: [See Text Amendments]

**Citing References**  
(Showing 39 documents)

**Citations From U.S.C.A. (U.S.A.)**

SELECT TO PRINT, EMAIL, ETC.

**1. Protection of rights**

- H 1** Hopi Tribe v. Watt, 719 F.2d 314, 314+ (9th Cir.(Ariz.) Oct 25, 1983) (NO. 82-5648, 82-5649, 82-5679, 82-5680)

**2. Development freeze**

- H 2** Masayesva v. Zah, 65 F.3d 1445, 1448+, 95 Cal. Daily Op. Serv. 7157, 7157+, 95 Daily Journal D.A.R. 12,233, 12233+ (9th Cir.(Ariz.) Sep 11, 1995) (NO. 93-15109)

.....

**Citing Cases (U.S.A.)**

- P 9** Manybeads v. U.S., 209 F.3d 1164, 1165+, 46 Fed.R.Serv.3d 684, 684+, 2000 Daily Journal D.A.R. 4001, 4001+, 2000 Daily Journal D.A.R. 8975, 8975+ (9th Cir.(Ariz.) Apr 18, 2000) (NO. 90-15003)
- P 10** Bedoni v. Navajo-Hopi Indian Relocation Com'n, 878 F.2d 1119, 1120+ (9th Cir.(Ariz.) Jun 20, 1989) (NO. 87-1818)

.....

**Administrative Decisions (U.S.A.)**

**Department of the Interior Board of Indian Appeals Decisions**

- 16** NAVAJO NATION v. ACTING DEPUTY ASSISTANT SECRETARY-INDIAN AFFAIRS (Operations), 15 Interior Board of Indian Appeals 179 (1987)

**Interior Board of Land Appeals Decisions**

- 17** Dineh Alliance and Maxine Kescoli v. Office of Surface Mining Reclamation and Enforcement and Peabody Western Coal Co. The Salt River Project Agricultural Improvement and Power District, The Navajo Nation, and The Hopi, Gower Federal Service (MIN) 70(1996) (1996)

**Other Administrative Materials (U.S.A.)**

- 18** NAVAJO NATION v. ACTING DEPUTY ASS'T SECRETARY-INDIAN AFFAIRS (OPERATIONS), 94 Decisions of the Department of the Interior 172 (1987)

**Registers (U.S.A.)**

- 19** Navajo Grazing Regulations, 52 Federal Register 6822+ (Mar 05, 1987)

**Secondary Sources (U.S.A.)**

- 20** NATIVE AMERICA AND THE RULE OF LAW, 42 U. Rich. L. Rev. 59, 68 (2007)

**Court Documents**

**Appellate Court Documents (U.S.A.)**

**Appellate Petitions, Motions and Filings**

- 21** U.S. v. Navajo Nation, 2008 WL 3165804, \*3165804+ (Appellate Petition, Motion and Filing) (U.S. Aug 04, 2008) **Opposition Brief** (NO. 07-1410)

Figure 5-3. Citing references to the statute in full-page view

## Restricting Citing References to the Statute

To restrict the list of citing references, complete these steps:

1. While viewing the KeyCite citing references result, click **Limit KeyCite Display** at the bottom of the page (Figure 5-4). The KeyCite Limits page is displayed.
2. Click the links in the left frame to restrict the list of citing references by document type, notes of decisions, Locate term, jurisdiction, or date.
3. Click **Apply** to display the list of citing references with the restrictions you specify.

To modify your restrictions, click **Edit Limits** at the bottom of the KeyCite citing references result (see Figure 5-9 on page 30).

To cancel your restrictions and display all citing references, click **Cancel Limits** at the bottom of the KeyCite citing references result.

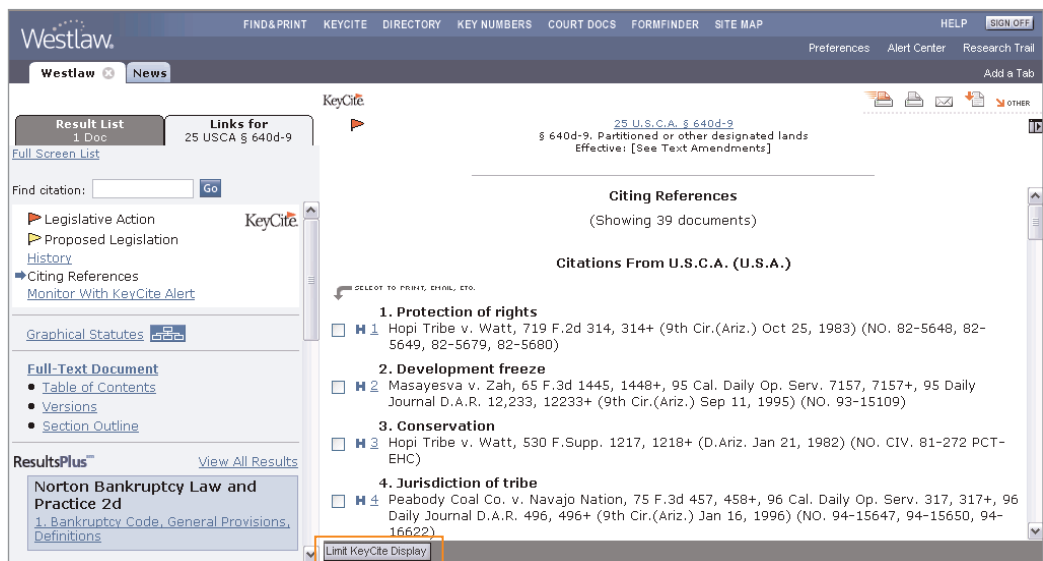


Figure 5-4. Limit KeyCite Display button

## LIMIT BY DOCUMENT TYPE

From the KeyCite Limits page, you can

- restrict citing references to cases from a jurisdiction's highest court, other courts, or both
- include or exclude citations to ALR annotations, law review articles, Andrews litigation reporters, and other secondary sources
- include or exclude citations to administrative decisions, other statutes, administrative codes, and the *Federal Register*
- include or exclude citations to court documents, such as appellate briefs, trial pleadings, and jury instructions
- include or exclude citations to statutory survey documents
- restrict citing references to documents from a specific publication

Click **Document Type** in the left frame of the KeyCite Limits page. A list of document types is displayed in the right frame (Figure 5-5). Clear the check boxes next to the document types that you do not want included in your list of citing references. To restrict the citing references to a specific publication, type the publication abbreviation in the *Publication* text box. When you finish selecting your restrictions, click **Apply** in the left frame.



Figure 5-5. KeyCite Limits–Document Type page



## LIMIT BY NOTES OF DECISIONS

Notes of decisions summarize points of law in court decisions and attorney general opinions that have construed your statute. Notes of decisions are indexed by topic.

To restrict the list of citing cases to those cited in notes of decisions indexed under a specific topic, click **Notes of Decisions** in the left frame of the KeyCite Limits page. The topics under which the notes of decisions are indexed are listed in the right frame (Figure 5-6). Select one or more check boxes preceding the topics, then click **Apply**.

To view the text of notes of decisions, click **View Notes of Decisions Text** in the right frame. Then click a number next to a topic in the index to view the text of the notes of decisions indexed under that topic (Figure 5-7).

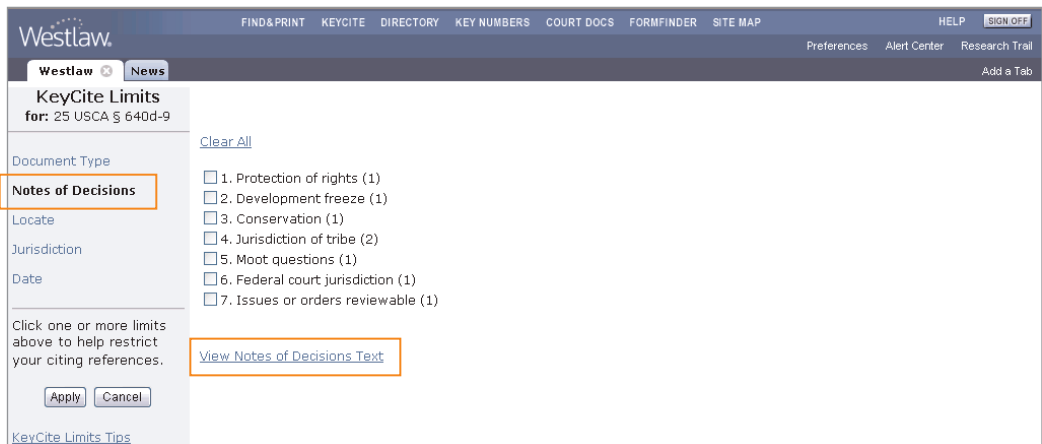


Figure 5-6. KeyCite Limits–Notes of Decisions page

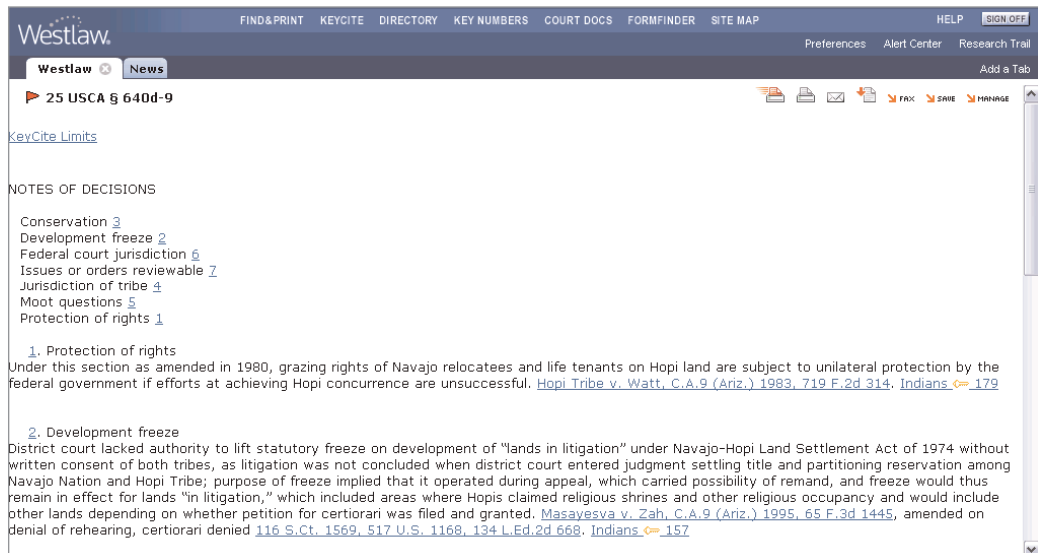


Figure 5-7. Text of notes of decisions

## LIMIT BY LOCATE

KeyCite Locate enables you to search the text of citing references and restrict your KeyCite result to those documents that contain specific terms.

To access KeyCite Locate, click **Locate** in the left frame of the KeyCite Limits page (Figure 5-8).

After accessing KeyCite Locate, follow these steps:

1. Type your Locate terms in the *Locate* text box as you would a Terms and Connectors query.
2. If you want the Locate terms to appear in the same paragraph as the cited reference, select the check box below the *Locate* text box.
3. Click **Apply** to search the text of citing references.

Your list of citing references is restricted to documents that contain your Locate terms (Figure 5-9). To view the full text of a document, click the number preceding its citation. Your Locate terms are highlighted in the text of the citing document.

The screenshot shows the Westlaw KeyCite Limits interface. The top navigation bar includes links for FIND & PRINT, KEYCITE, DIRECTORY, KEY NUMBERS, COURT DOCS, FORMFINDER, and SITE MAP. On the right, there are links for HELP, SIGN OFF, Preferences, Alert Center, and Research Trail. The main content area is titled 'KeyCite Limits' and shows a search for '25 USCA § 640d-9'. A left sidebar contains a list of filter options: Document Type, Notes of Decisions, **Locate** (highlighted with an orange box), Jurisdiction, and Date. Below these filters, there is a note: 'Click one or more limits above to help restrict your citing references.' and buttons for 'Apply' and 'Cancel'. The main panel is titled 'Locate' and contains the following text: 'The Locate feature allows you to refine your KeyCite result by searching the text of cases, administrative decisions, and analytical materials in the citing references list of the KeyCite display.' Below this is a 'Terms and Connectors' section with a text input field containing 'land /s develop!'. A checkbox labeled 'Look for terms in the same paragraph as the cited reference (When choosing this selection, neither an ampersand (&) nor a but not connector (%) may be used.)' is currently unchecked. A note states: 'Note: KeyCite Locate works for KeyCite results of less than 2000 documents.' At the bottom of the panel, there is a button for 'Add Connectors or Expanders' and a 'Help' link.

Figure 5-8. KeyCite Limits–Locate page

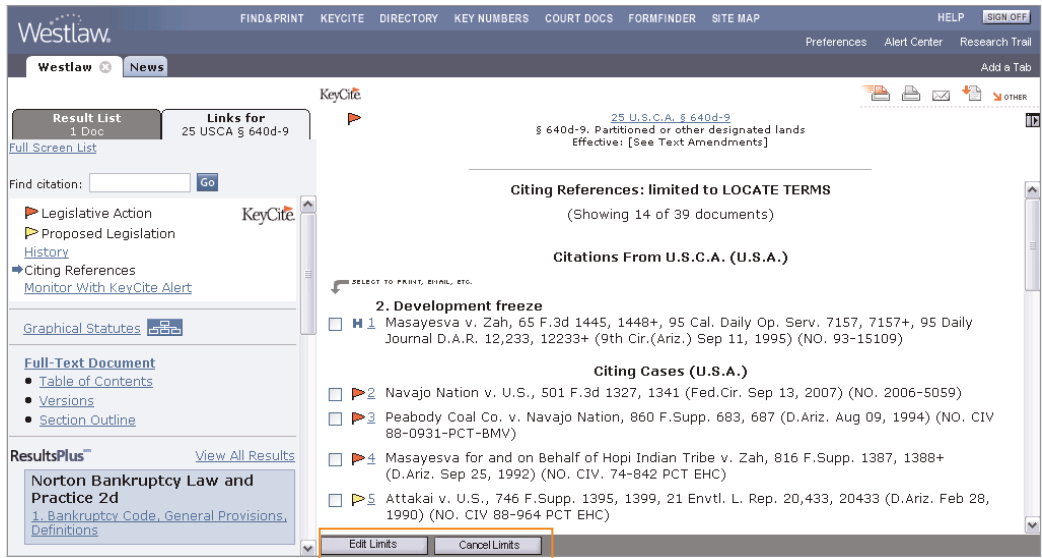


Figure 5-9. List of citing references restricted to documents containing Locate terms

**Note** KeyCite Locate is available only for KeyCite results containing fewer than 2,000 citing references. If the number of citing references in a KeyCite result exceeds 2,000, select other restrictions in addition to Locate to reduce the number of citing references in the result.

## LIMIT BY JURISDICTION

To limit citing cases by jurisdiction, follow these steps:

1. Click **Jurisdiction** in the left frame of the KeyCite Limits page. A list of jurisdictions that have issued cases citing your statute is displayed in the right frame (Figure 5-10). Citation counts, enclosed in parentheses following a jurisdiction, show the number of cases from that jurisdiction that cite your statute.
2. Select the check boxes for the jurisdictions relevant to you.
3. Click **Apply** in the left frame.

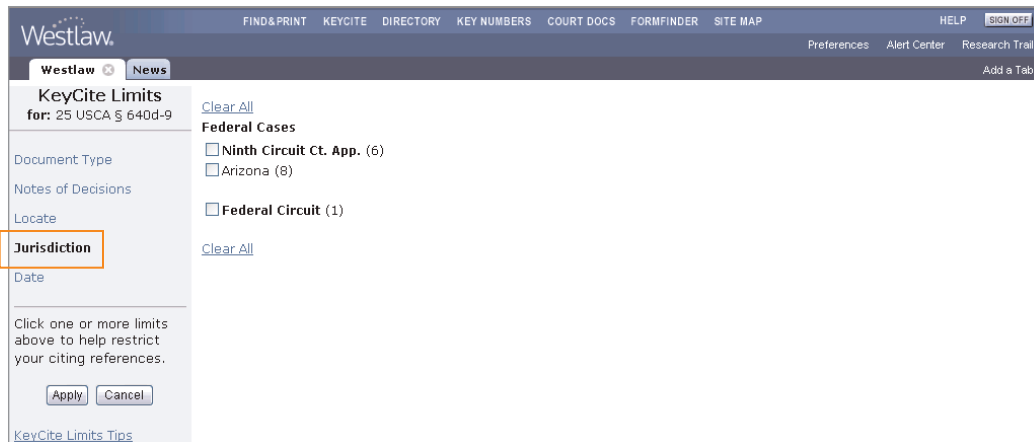


Figure 5-10. KeyCite Limits--Jurisdiction page

## LIMIT BY DATE

You can restrict citing references to documents issued during a specific time period or before or after a given date or to documents added to Westlaw during a specific time period or after a given date.

Click **Date** in the left frame of the KeyCite Limits page. A number of drop-down lists and text boxes are displayed in the right frame (Figure 5-11).

- To restrict the citing references by the date of the document, select **Date of Document** in the right frame; then choose a restriction from the drop-down list, or enter your date restriction in the *After* and *Before* text boxes by typing the dates or selecting them from the calendar. To display the calendar, click the **Calendar** icon (📅).
- To restrict the citing references by the date they were added to Westlaw, select **Date added after**; then choose a restriction from the drop-down list, or enter your date restriction in the *Specific* text box by typing the date or selecting it from the calendar.

When you finish making your selections, click **Apply** in the left frame.

The screenshot shows the Westlaw KeyCite Limits interface. The top navigation bar includes links for FIND&PRINT, KEYCITE, DIRECTORY, KEY NUMBERS, COURT DOCS, FORMFINDER, SITE MAP, HELP, and SIGN OFF. The left sidebar has tabs for Westlaw and News, and a list of limit categories: Document Type, Notes of Decisions, Locate, Jurisdiction, and Date (highlighted with an orange box). Below the sidebar, there are instructions to click one or more limits and buttons for Apply and Cancel. The main content area is titled 'KeyCite Limits for: 25 USCA § 640d-9'. It features two radio buttons: 'Date of Document' (selected) and 'Date added after'. Under 'Date of Document', there is a dropdown menu set to 'Unrestricted', followed by 'OR', and then 'After' and 'Before' text boxes with calendar icons. Under 'Date added after', there is another dropdown menu set to 'Unrestricted', followed by 'OR', and a 'Specific' text box with a calendar icon and the note '(must be after 6/1/1999)'. A tip box on the right states: 'Tip: Select a date from the drop-down list to restrict the citing references by the date they were added to Westlaw. This limit is useful for updating previous research.'

Figure 5-11. KeyCite Limits–Date page

## 6 KeyCite Alert

KeyCite Alert automatically monitors the status of cases, statutes, and administrative materials and sends you updates when their KeyCite information changes. When you create a KeyCite Alert entry, you specify how frequently your citation should be checked, e.g., weekly, biweekly, or monthly. KeyCite Alert can deliver results to several destinations, such as a printer or an e-mail address, or download the results to disk. You can also save your results on Westlaw for 30 days and access them in the Print/Delivery Manager.

### Creating a KeyCite Alert Entry

There are several ways to create a KeyCite Alert entry.

- **From a KeyCite Result or a Displayed Document**—Click **Monitor with KeyCite Alert** on the Links tab in the left frame in split-page view. The KeyCite Alert wizard is displayed with the citation of the document automatically entered for you (Figure 6-1). Type a client identifier in the text box, if necessary, and click **Next**. Then follow the step-by-step instructions to continue creating the entry.
- **From Any Page**—Click **Alert Center** in the upper-right corner of the page to display the Alert Center Directory. Then do one of the following:
  - Click **Wizard** in the *KeyCite Alert* section and follow the step-by-step instructions to create your entry.
  - Click **Create** in the *KeyCite Alert* section, then type the citation of the document you want to monitor in the *Citation* text box and click **Go**. The KeyCite Alert: Create Entry page is displayed (Figure 6-2). Specify your KeyCite Alert settings under *Entry Details* on the left side of the page. To change the delivery settings listed on the right side of the page, click **Edit** to display the KeyCite Alert: Edit Delivery Settings page (Figure 6-3). When you finish setting up your entry, click **Save** to save it in the KeyCite Alert Directory.

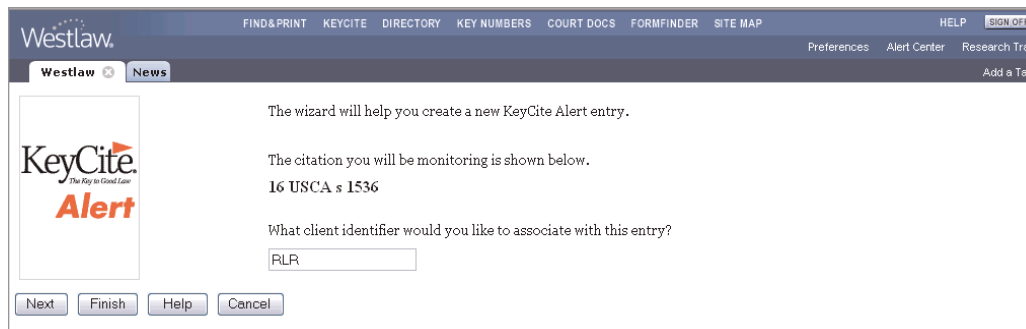


Figure 6-1. KeyCite Alert wizard

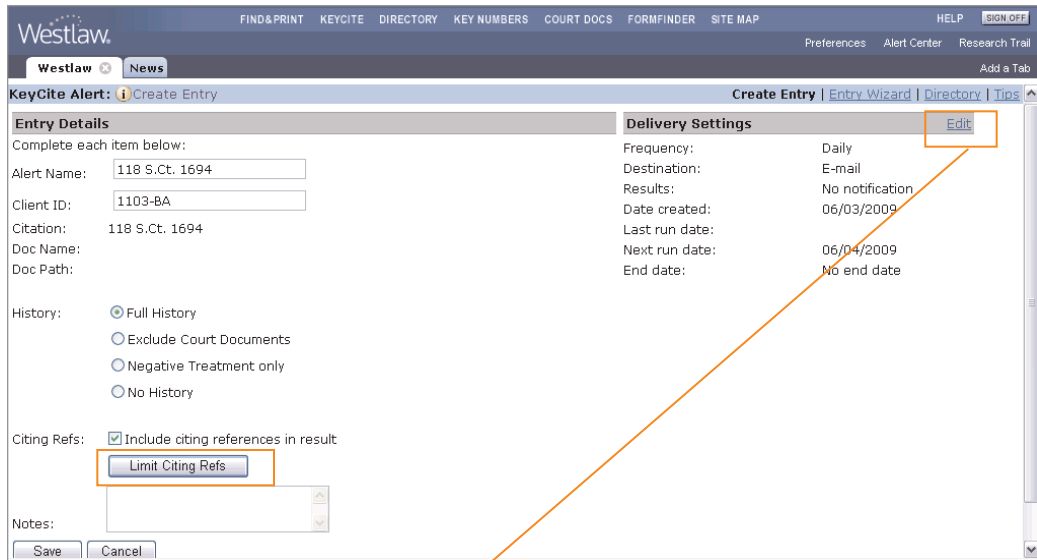


Figure 6-2. KeyCite Alert: Create Entry page



Figure 6-3. KeyCite Alert: Edit Delivery Settings page

## Restricting Citing References for Your KeyCite Alert Entry

To restrict the citing references for your KeyCite Alert entry, click **Limit Citing Refs** at the KeyCite Alert: Create Entry page (Figure 6-2).

When the KeyCite Alert Limits page is displayed, click the arrows in the left frame to restrict the list of citing references by headnote, Locate term, jurisdiction, document type, or depth of treatment category for cases (Figure 6-4) and by notes of decisions, Locate term, jurisdiction, or document type for statutes (Figure 6-5).

After selecting your limits, click **Apply** in the left frame to return to the KeyCite Alert: Create Entry page.



Figure 6-4. Restricting citing references for a KeyCite Alert case law entry



Figure 6-5. Restricting citing references for a KeyCite Alert statute entry



## Deleting or Modifying a KeyCite Alert Entry

All KeyCite Alert entries are saved in the Alert Center Directory (Figure 6-6). Entries remain in the directory until you delete them. To delete an entry, follow these steps:

1. Click **Alert Center** in the upper-right corner of any page. The Alert Center Directory is displayed.
2. If necessary, click the arrow in the *KeyCite Alert* section to display your most recently created KeyCite Alert entries.

**Note** To view a list of all your KeyCite Alert entries, click **View All** in the *KeyCite Alert* section.

3. Select the check boxes next to the entries you want to delete, and then click **Delete**.

To modify an entry, follow steps 1 and 2 above, then click the entry's name to display the KeyCite Alert: Create Entry page.

The screenshot shows the Westlaw Alert Center Directory interface. The 'KeyCite Alert' section is highlighted with a red box. Below it is a table with columns: Delete, Name, Citation, Doc Name, Doc Path, and Next Run. Two entries are listed: '1. 483 F.3d 984' and '2. 16 USCA s 1536'.

Delete	Name	Citation	Doc Name	Doc Path	Next Run
<input type="checkbox"/>	1. 483 F.3d 984	483 F.3d 984			05/13/2009
<input type="checkbox"/>	2. 16 USCA s 1536	16 USCA s 1536			05/13/2009

Figure 6-6. Alert Center Directory

# 7 Table of Authorities

The Table of Authorities service lists the cases cited by a case. It is a useful tool for finding hidden weaknesses in a case because it not only lists the cases on which the case relies but also shows whether those cases have significant negative history. The Table of Authorities is also available for ALR annotations, law review articles, and selected administrative decisions.

## Accessing the Table of Authorities Service

There are two ways to access the Table of Authorities service.

- **From Any Page**—At the top of any page, click **Site Map**. Then click **Table of Authorities** under *Citor* (*KeyCite*). The Table of Authorities page is displayed (Figure 7-1). Type a citation in the *Enter citation* text box and click **Go**.
- **From a Displayed Case or KeyCite Result**—While viewing a case or KeyCite result in split-page view, click **Table of Authorities** on the Links tab in the left frame; in full-page view, click **Links for ...** in the upper-right-corner of the page, then click **Table of Authorities**.

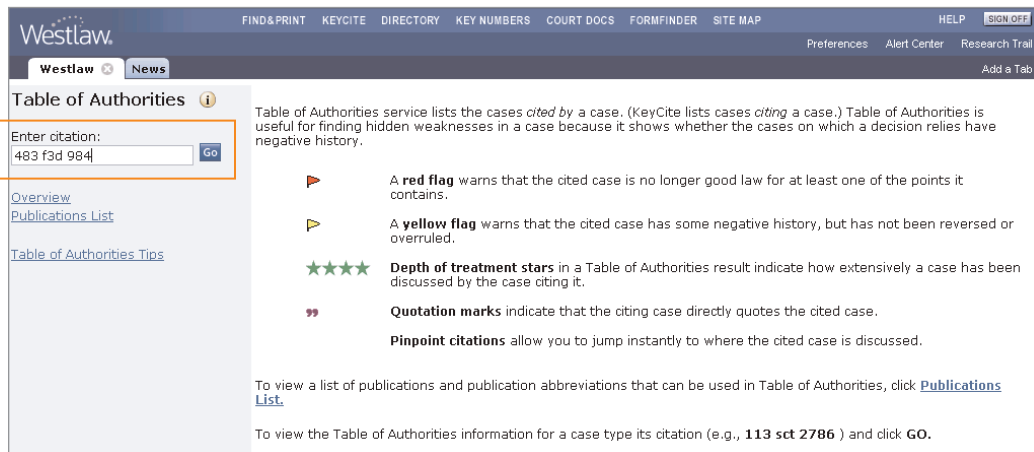


Figure 7-1. Table of Authorities page

## Using Table of Authorities Information

The Table of Authorities result (Figure 7-2)

- lists each case cited by a case. To view the full text of a cited case, click the number preceding its citation in the Table of Authorities list.
- displays depth of treatment stars for each cited case, indicating the extent to which the citing case discusses the cited case.
- displays KeyCite status flags for cited cases, which indicate whether the cases have history or citing references available in KeyCite.
- displays quotation marks when the citing case directly quotes the cited case.
- identifies the number of the print page in the citing case on which the first reference to each of the cited cases is located. To view a reference, click the page number (shown outlined in Figure 7-2) after its citation in the Table of Authorities list. The portion of the citing case containing the reference is displayed in the right frame (Figure 7-3). The reference is highlighted for easy identification.

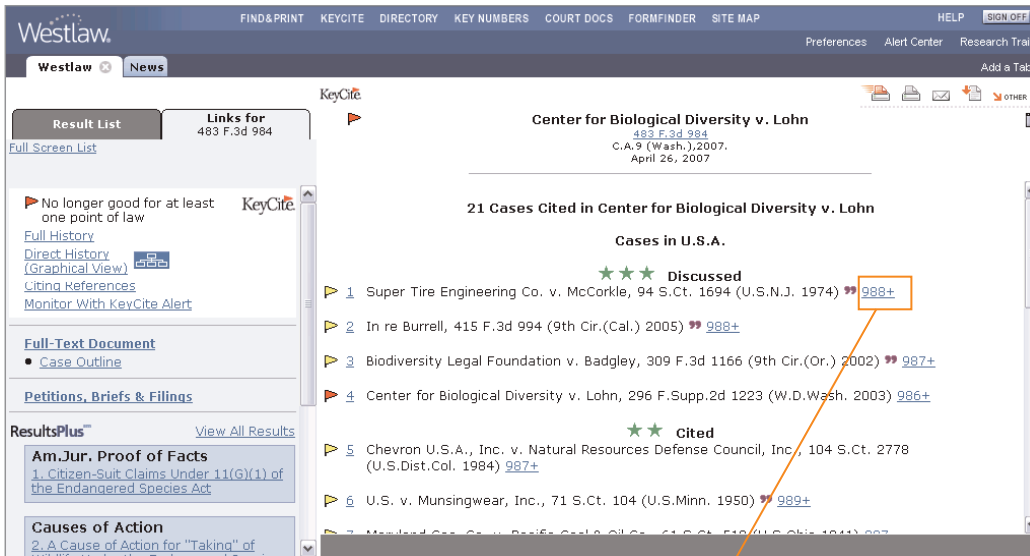


Figure 7-2. Table of Authorities result

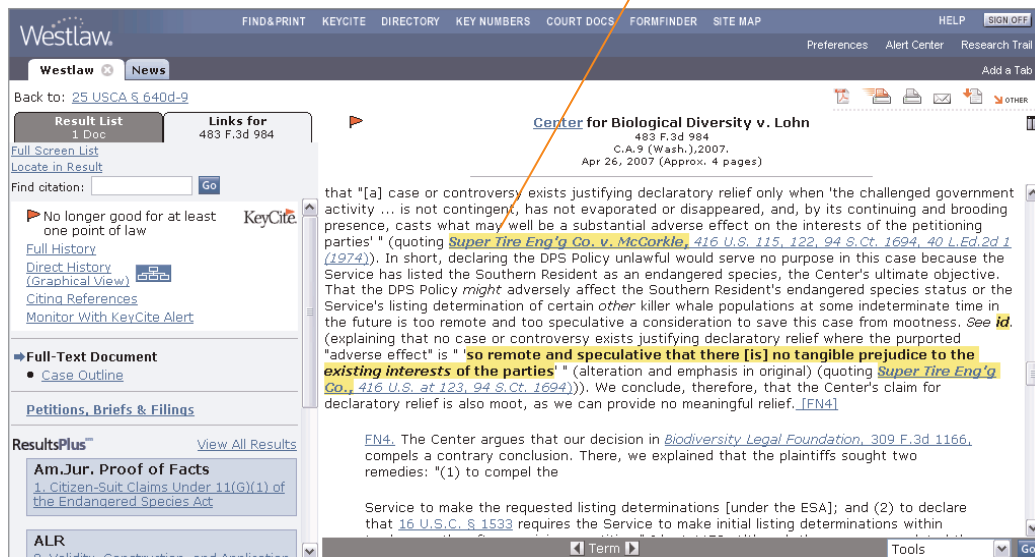


Figure 7-3. Cited references highlighted in the citing case



Published 6/09. Material #40888531. Replaces Material #40654536.

© 2009 Thomson Reuters

L-350584

The trademarks used herein are the trademarks of their respective owners.  
West trademarks are owned by West Publishing Corporation.



**THOMSON REUTERS™**