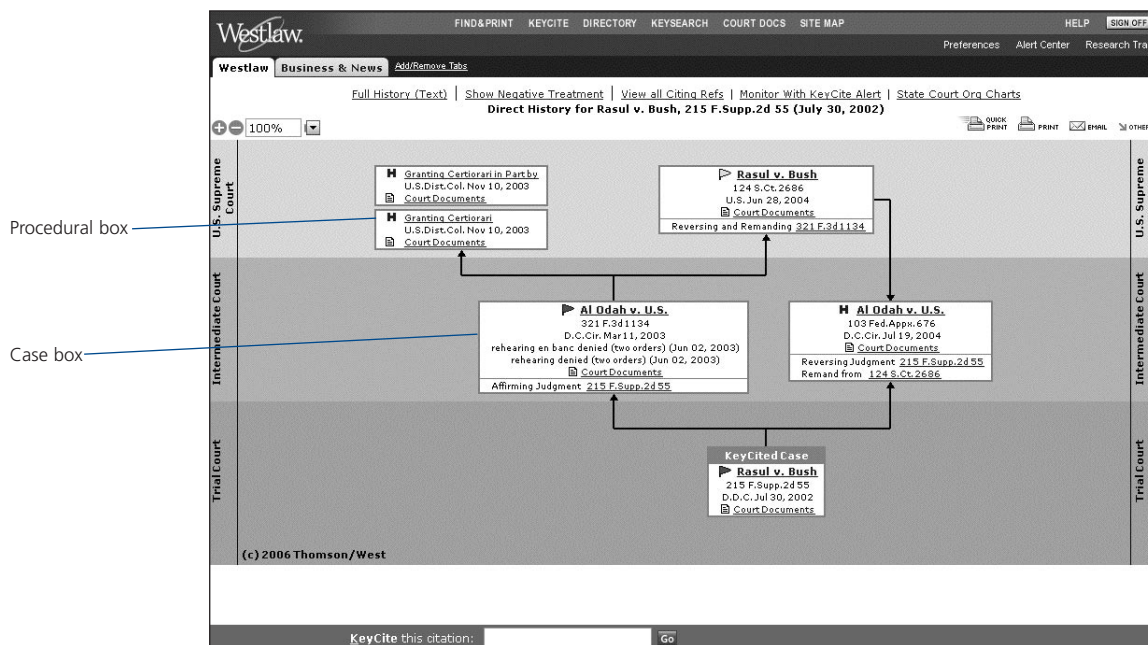


# A Graphical View of KeyCite® Direct History

When you use KeyCite, West's citation research service, you can display the direct history of a case, which traces the case through the appellate process, in an easy-to-read graphical view. The graphical view of direct history places every reversal, rehearing, reconsideration, denial of certiorari, or other action in a case in context. As a result, the graphical view can be a huge time-saver when you need to know the history of a case.



## Displaying the Graphical View

While viewing a case or a KeyCite result in text view, click **Direct History (Graphical View)** on the Links tab. The prior and subsequent history of the case is displayed, with each court decision referenced in a box at the appropriate trial or appellate level. Decisions on the merits are referenced in the larger *case* boxes, while court orders or rulings on petitions and motions, such as the granting of certiorari or the denial of a rehearing, are referenced in the smaller *procedural* boxes. The boxes provide links to the full text of the decisions, orders, and rulings on Westlaw, as well as to related court documents, such as briefs, petitions, and motions. In addition, the case you are checking in KeyCite is clearly marked, and arrows clarify the route of the case through the courts.

When you first access the graphical view, you will see the complete direct history result. Depending on the complexity of the direct history, the boxes may be reduced in size to give you an overview of the complete result. To enlarge a box so that you can clearly see all the information in the box, move your pointer over the box.

After checking the direct history in graphical view, click **Full History (Text)** at the top of the page to return to the case's full history and check for negative citing references, i.e., cases outside the direct history line that may have a negative impact on the precedential value of your case. To complete your research, check for additional citing references by clicking **Citing References** on the Links tab.

Westlaw is available on the Web at [www.westlaw.com](http://www.westlaw.com).

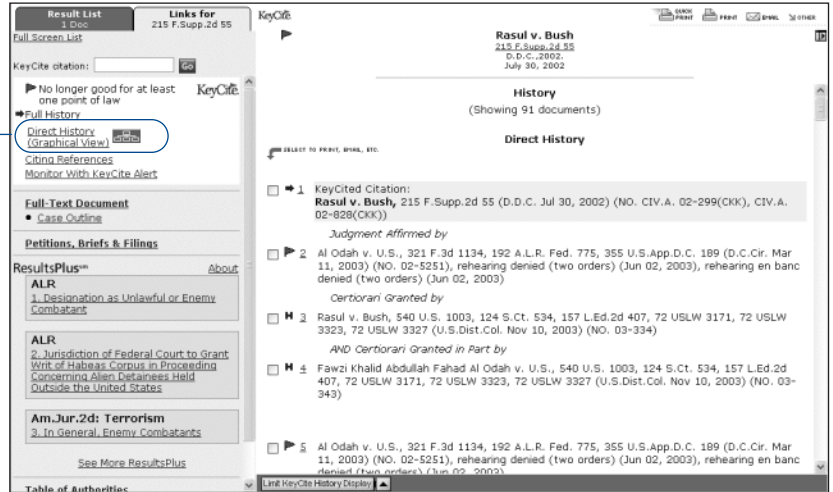
For technical assistance, call West Customer Technical Support at **1-800-WESTLAW** (1-800-937-8529).

For search assistance, call the West Reference Attorneys at **1-800-REF-ATTY** (1-800-733-2889).

If you are a law student, call **1-800-850-WEST** (1-800-850-9378) for assistance.

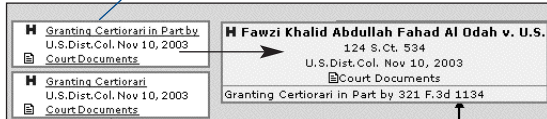
# Using the Graphical View

Click the **Direct History (Graphical View)** link or icon to display the direct history in graphical view.



KeyCite direct history (text view)

To enlarge a procedural box so that the case title and citation are displayed, move your pointer over the box.



Detail of KeyCite direct history (graphical view)

Click **Granting Certiorari** to view the full text of the case granting certiorari.

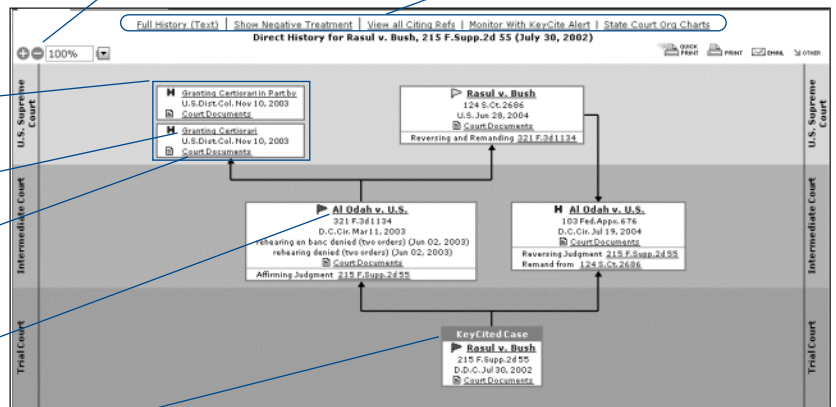
Click **Court Documents** to display links to appellate briefs, petitions, motions, and other court documents.

Click the case name to view the full text of the case.

The case you are checking in KeyCite is clearly marked.

Use the plus and minus buttons or the drop-down list to enlarge or reduce the size of the display. When the size of the display is below 90 percent, you can enlarge any box by moving your pointer over it.

Click these links to display the full KeyCite history in text view, negative history only, or all citing references; to monitor the case in KeyCite Alert; or to view state court organization charts.



KeyCite direct history (graphical view)